

# BETTER LIVING WITH DRYERS

HOME, LIFESTYLE AND DRYER TIPS FOR DELIGHTFUL LIVING.

**Whirlpool**  
DESIGNED TO DELIGHT

2018/2019



## IN THIS ISSUE

- 01  
EMBRACING A SMALL SPACE
- 04  
BUSTING COMMON  
DRYER MYTHS!
- 05  
MAKE YOUR FABRICS  
LAST LONGER
- 06  
THE IMPORTANCE OF COLOUR!
- 07  
HOW DRYERS CAN BENEFIT  
YOUR EVERYDAY LIVES!
- 08  
WHAT TYPE OF TUMBLE DRYER  
DO I NEED?
- 09  
THE PERFECT DRYER  
FOR YOUR DAILY NEEDS
- 11  
CHOOSING THE RIGHT DRYER

## EDITOR'S NOTE

“ Welcome to Whirlpool's lifestyle and dryer magazine! Compiled in this handy guidebook are lifestyle tips, from interior DIYs to fashion trends, to everything you need to know about dryers. Bust myths with us, get exclusive tips and read our dryer recommendations to improve your everyday lives! ”



# EMBRACING A SMALL SPACE

Living in a small space? You're probably looking for ways to enhance it and make room for all your household items – minus the clutter. Although there is no one formula to designing a small home, there are a few key ideas that can bring your dream home to life!

Here are some of our favourite ways to make homes feel more spacious.



## NOT ENOUGH SPACE TO HANG CLOTHES?

Investing in a dryer equals a tidy, spacious home! Say goodbye to washing lines or drying racks taking up space in your kitchens. You can now choose what to dry and when!

Not sure where to start? Find your perfect dryer at page 09 – The Perfect Dryer for Your Daily Needs.

## NO SPACE TO INSTALL A DRYER?

With a stacking kit, you can now stack up the washing machine and dryer to save space whilst bringing you convenience.







## CREATE EXTRA STORAGE

The definition of "making it work"? Have your fridge go the extra mile by using its sides!

Look for magnetic shelves or similar holders to hold up your spices and sauces. This frees up space on your counter tops and even inside the fridge itself for a clutter-free working space.



## IT'S TIME TO HOOK IT UP!

Hooks are your best friends when trying to maximize space. Grab a couple of cheap S-hooks at a hardware store and use them on small towel bars to hang mugs and cookware under your kitchen cabinets! Pretty neat, huh?

## GET THE NOOKS & CRANNIES

Look around... are there corners in your house that aren't being used? Install corner shelves and witness how they transform its entire look – all while providing more storage space!



## HAVE OPEN-SHELVING

Open shelving is not only an efficient and typically inexpensive way to sort, display and store your household items, but can also make a space feel lighter, bigger and more... well, open. Try it!

## ENLARGE YOUR HOME WITH MIRRORS

Enlarge your home by strategically placing mirrors. One common idea is to hang a large mirror in a central location to create a focal point. You can also try for spots where it can reflect light and add a nice ambiance, like across a window or behind a light source!



# BUSTING COMMON DRYER MYTHS!

## DYERS CAUSE STATIC IN CLOTHES.

Look for dryers with a steam function! During 15 to 20 minutes of heated cycle, Whirlpool dryers inject steam onto fabrics without the need of adding water. This removes static, as well as wrinkles and odours.



## DRYERS WRINKLE MY CLOTHES!

Most dryers offer Anti-Crease or Wrinkle Shield programs that tumbles periodically after the cycle ends to prevent wrinkles!



## PUTTING JEANS IN THE DRYER IS A NO-NO.

If your jeans are stretched out, a quick tumble in the dryer can help them regain their shape! Follow instructions on the care label and remove the jeans when they are slightly damp to prevent unwanted creasing.



## SILK AND WOOL DON'T GO IN THE DRYER!

You can tumble silk and woollen fabric in Whirlpool dryers on low heat! Bespoke drying programs dries your delicate fabrics without destroying them.



## EVERYTHING SHRINKS IN THE DRYER.

Lack of moisture is what causes fabrics to shrink! Many dryers now have moisture sensors that will automatically shut off when the clothes are dry. Reading the clothing label to select the correct cycle is the best practice to care for your garments.

## BE A DRYER EXPERT WITH EXCLUSIVE TIPS FROM WHIRLPOOL!



You can select the Iron Dry function on your dryers to keep the humidity of your clothes for easy ironing.



Time your drying with Finish-In function or use Anti-Crease program that intermittently tumbles your load to prevent wrinkles.



How do you get rid of bedding allergies? Select the Airing program on your dryer to help remove dust mites, lint and hair.



The Airing cycle is useful in refreshing your coats, comforters or clothes that have been stored too long to remove its musty smell.





Drying your clothes indoors or outdoors attract dust and pollutants! Dryers remove pollen and allergens and provide you fresh smelling garments.

# MAKE YOUR FABRICS LAST LONGER



Looking for the best way to care for your fabrics? Keep this chart handy! From curtains to cushion covers and clothes, here are the different ways to make your favourite fabrics last longer:

	 <b>WASHING</b>	 <b>DRYING</b>
<b>COTTON &amp; LINEN</b>	<ul style="list-style-type: none"><li>• wash with warm water</li><li>• separate the colours</li></ul>	<p><b>Cotton</b></p> <ul style="list-style-type: none"><li>• tumble dry on high heat/ select cotton program</li></ul> <p><b>Linen</b></p> <ul style="list-style-type: none"><li>• tumble dry on low heat/ select mixed program for cotton &amp; linen</li></ul>
<b>WOOL, MOHAIR, CASHMERE &amp; ANGORA</b>	<ul style="list-style-type: none"><li>• use cold water</li><li>• separate the colours</li><li>• use a mesh bag</li><li>• wash garments inside out</li><li>• machine wash on delicate cycle</li></ul>	<ul style="list-style-type: none"><li>• tumble dry on low heat/ select wool program</li><li>• reshape and lay flat to dry completely</li></ul>
<b>SILK &amp; SILK BLENDS</b>	<ul style="list-style-type: none"><li>• use cold water</li><li>• separate the colours</li><li>• use a mesh bag</li><li>• wash garments inside out</li><li>• machine wash on delicate cycle</li></ul>	<ul style="list-style-type: none"><li>• tumble dry on low heat/ select silk program</li><li>• don't wring or twist fabric when wet</li></ul>
<b>POLYESTER &amp; NYLON</b>	<ul style="list-style-type: none"><li>• warm water</li><li>• separate the colours</li><li>• machine wash on a normal cycle</li></ul>	<ul style="list-style-type: none"><li>• tumble dry on low heat/ select synthetics program</li></ul>
<b>VISCOSE &amp; RAYON</b>	<ul style="list-style-type: none"><li>• cold water</li><li>• use a mesh bag</li><li>• separate the colours</li><li>• machine wash on delicate cycle</li></ul>	<ul style="list-style-type: none"><li>• tumble dry on low heat/ select delicates program</li></ul>
<b>LYCRA &amp; SPANDEX</b>	<ul style="list-style-type: none"><li>• all water temperatures</li><li>• separate the colours</li><li>• machine wash on normal cycle</li></ul>	<ul style="list-style-type: none"><li>• tumble dry on low heat/ select synthetics program</li></ul>

**IMPORTANT :** Always follow your fabric's care tag and take note of fabrics with 'Do not tumble dry' labels.

# THE IMPORTANCE OF COLOUR!

Bring a little flair to your home and wardrobe with the Pantone Colour Forecasts for 2019!




## BYE BYE TO COLOUR FADING

- Keep your clothes out of the sun as sunlight can fade colours
- Avoid hanging over-soaked clothes to prevent them running out of shape



## FABRICS FOR YOUR BODY



### VISCOSE & COTTON

Polyester blends, viscose and cottons are perfect for pear-shaped figures, characterized by a smaller upper body as compared to the lower body. Figure hugging tops and peplums can create an illusion of a heavier bust. Try and stick to them to accentuate your curves.



### MATTE JERSEYS & WOOL

These fabrics are perfect to skim over the curves of an apple-shaped figure for a slimming effect. Apple-bodied ladies are characterized by a heavysset top and light bottom. Avoiding prints or silks can work wonders!



### SATIN & SILK

Satin and silk would do wonders for a boyish figure! Characterized by a petite frame, you are able to carry off almost every other fabric with quite an élan! Invest in clothes which will delicately hug your figure and avoid outfits that hang loosely off you.





# HOW DRYERS CAN BENEFIT YOUR EVERYDAY LIVES!

With family, it's not about having time. It's about making time. Enjoy the gift of time with your family when you own a dryer! Have all your garments freshly laundered regardless of rain or shine, giving you the time to make unforgettable memories. Make room in your service yard by stacking washer and dryers, keeping it neat and tidy always!



## ▶ SAVE SPACE



No more clothes horses around the home, it is possible to stack the dryer on the washing machine.



**SAVE TIME ▶**  
Quickest way to dry your clothes, saving you precious family time.



## ▶ REFRESH GARMENTS

Dryer can also remove odors from clothes without washing them, but also fluff, dust and pet hairs.



## ▶ PROTECT FABRICS AND COLOURS



Dedicated programs for each type of fabric, that assure the best result and the maximum protection of the garments.



## ▶ FACILITATE IRONING



Fibers more relaxed and easier to fold and iron.



## ▶ ELIMINATE PROTECTING AIR

Dryers prevent the release of moisture from your laundry from condensing on your walls, preventing the possible formation of unsightly molds.



## ▶ ELIMINATE ALLERGENS

Dryers eliminate dust mites, reducing the risk of allergies.





# WHAT TYPE OF TUMBLE DRYER DO I NEED?

## EXCLUSIVE TIP: WHAT DO I CONSIDER BEFORE BUYING A DRYER?

- How many people in the household?
- Do you live in an apartment or a house?
- How often do you dry your clothes?
  - Do you need a matching set to your washer?

A dryer could be your best investment yet! Having one in your household means shorter laundry cycles and increased family time. Your clothes would also be allergen-free and vibrant in colour!

## IF YOU'RE LOOKING FOR...

### A BASIC DRYER AT AFFORDABLE PRICE. EASY INSTALLATION NEAR A WINDOW WITH OUTSIDE DUCTING.

#### AIR VENTED DRYER

- It blows hot air through the clothes which evaporates the water. The hot humid air is then blown out of the house through a venting duct.
- The cheapest dryers to buy but higher running costs and how it works out on your power bills should be considered.

### AN OPPORTUNITY TO SPLURGE FOR ENERGY EFFICIENCY AND PRECISE CARE FOR YOUR FABRIC

#### HEAT PUMP DRYER

- Uses a heat pump to heat the air and dry clothes, extracting the water once cooled to reheat it and recycle for further use.
- It does not need ducted venting to the outside and do not create hot air or moisture in the room.
- While heat pump dryers are more expensive, the upfront cost is recouped on power bills over the dryer's lifetime.

### A HOSE-FREE CHEAPER OPTION

#### CONDENSER DRYER

- It extracts moisture before draining it away as condensed water, stored in a water tank. It does not need to be vented or ducted to expel hot air outside so they're simple to install.
- The water tank has to be emptied after each use or a hose installed to channel the water directly into the drain or sink.
- Relatively cheaper but less energy efficient compared to the Heat Pump Dryer.

### GENERAL GUIDELINE

A dryer's capacity shows how many kilograms (kg) of dry clothes it can hold. The below table will give you a good idea as to what size dryer you might need.

Dryer capacity	Household size
6kg or less	1 - 2 people
7kg - 8kg	3 - 4 people
9kg or above	4+ people

# THE PERFECT DRYER FOR YOUR DAILY NEEDS

Choose the right dryer for your household with this in-depth look into Whirlpool's selection of high-technology dryers.



<sup>1</sup>Whirlpool internal test comparing 60x60cm dimensions of Heat Pump dryer in the European market.

<sup>2</sup>Applicable to HSCX10431 and DDLX80114



## BEST IN CLASS HEAT PUMP DRYER HSCX10431

*The delicate power of steam for perfect shapes and breeze of freshness.*

### **MOST ENERGY EFFICIENT**

5 ticks energy rating adopting 6th Sense technology with sensors to determine the optimal level of drying, using the least amount of energy for best drying result.

### **BIGGEST CAPACITY**

With a 10kg capacity and the biggest drum<sup>1</sup>, it's perfect for drying large loads with big items like bed linens!

### **MOST SUPREME CARE**

SoftMove™ treats your fabrics with cushion-gentle care. The drum pattern and lifters give a smooth tumble motion to protect your laundry.

### **BALANCE BETWEEN POWERFUL AND GENTLE CARE**

With 3Dry Technology™ that blows tridimensional hot air, you can rest assure that your fabrics are gently and evenly dried.

### **ANTI-WRINKLE WITH FRESH GARMENTS**

Thanks to SteamCare™ technology, you can now have fresh, ready-to-wear garments with the natural power of steam, which also provides a de-wrinkling effect to minimize ironing.



**GENTLE CARE  
CONDENSER DRYER  
DDLX80114**

*Outstanding drying  
results with utmost care  
for your fabrics.*



**ANTI-CREASE**

Anti-Crease option tumbles the laundry periodically after the cycle ends for up to 12 hours<sup>2</sup> giving you wrinkle-free laundry.

**DRYING BIG ITEMS**

With a 12L drum that can easily hold up to 9kg of laundry, the big items program allows you to dry bigger items like bath mats, duvets and blankets!

**GENTLE CARE**

With a reverse drum rotation to better distribute laundry in the drum and better air circulation to relax the fabric, experience less wrinkles and more gentle care.

**POWER DRYING  
AIR VENTED DRYER  
AWD712S**

*The most cost-friendly dryer.*



**XL GLASS DRUM DOOR**

The XL Glass Drum Door lets you have a peep inside your dryer as it's working. The wide opening allows easy loading and unloading of laundry.

**DRYING SHOES**

Are your shoes making noise in the dryer? With the installed shoe rack that remains fixed while the drum rotates, you can easily dry shoes and sweaters without them tumbling!

**15 DRYING CYCLES**

With a wide drying selection for most kind of fabrics – a cycle for each type of clothing such as Jeans, Towels, Delicate, even Footwear and Antibacterial – your clothes will stay good as new!

**WHIRLPOOL  
PROFESSIONAL DRYER  
3LWED4815FW**

*Dry right and save time.  
Enjoy the things that matter  
most in life.*



**EXTRA LARGE CAPACITY**

Equipped with a 15kg capacity, the Professional Dryer dries even the largest loads, giving you ultimate freedom to live life to the fullest.

**ENERGY SAVING**

Powered by the AutoDry™ Drying System that automatically shuts off once clothes have reached the right temperature for energy saving and enhanced fabric care.

**NO HEAT REQUIRED**

Fluff Air™ technology is created for items that require drying without heat such as pillows, stuffed toys and other heat-sensitive fabrics.

**GET RID OF WRINKLED FABRICS**

When you do not remove clothes from the dryer as soon as it stops, wrinkles can form. The WrinkleShield™ feature periodically tumbles to help keep wrinkles from forming! Now, you can spend less time on ironing and more time on what makes you smile.

# CHOOSING THE RIGHT DRYER



## HSCX10431

596(W) x 659 (D) x 855 (H)mm | MADE IN FRANCE

- 10KG HEAT PUMP
- 5 TICKS ENERGY EFFICIENCY
- 6<sup>TH</sup> SENSE TECHNOLOGY
- 3DRY TECHNOLOGY™
- SOFTMOVE™
- STEAMCARE™
- FRESHCARE
- WOOL EXCELLENCE
- BIG ITEMS
- FINISH IN
- STEAM OPTION
- GENTLE OPTION
- RAPID OPTION
- ECO MONITOR
- PROGRESS INDICATOR
- VARIABLE DRYNESS LEVEL
- VARIABLE DRYNESS TIME



## DDLX80114

596(W) x 659 (D) x 855 (H)mm | MADE IN FRANCE

- 8KG CONDENSER
- 1 TICK ENERGY EFFICIENCY
- 6<sup>TH</sup> SENSE TECHNOLOGY
- ANTI-CREASE
- DRUM REVERSE
- BIG ITEMS
- WOOL FINISH
- DRY FINISHING
- START DELAY
- ECO MONITOR
- PROGRESS INDICATOR
- VARIABLE DRYNESS LEVEL
- VARIABLE DRYNESS TIME
- GENTLE OPTION
- RAPID OPTION



## AWD712S

595(W) x 555 (D) x 850 (H)mm | MADE IN ASIA

- 7KG AIR VENTED
- 1 TICK ENERGY EFFICIENCY
- 6<sup>TH</sup> SENSE TECHNOLOGY
- ANTI-CREASE
- XL GLASS DRUM DOOR
- DRUM LIGHT
- QUICK DRY
- HALF LOAD
- FOOTWEAR (SHOE RACK)
- START DELAY
- DIGITAL COUNTDOWN INDICATOR
- VARIABLE DRYNESS LEVEL



## 3LWED4815FW

737(W) x 717 (D) x 1090 (H)mm | MADE IN USA

- 15KG AIR VENTED
- 6<sup>TH</sup> SENSE TECHNOLOGY
- AUTODRY™ DRYING SYSTEM
- WRINKLE SHIELD™
- FLUFF AIR™
- HEAVY DUTY
- TIMED DRY
- ENERGY PREFERRED AUTO DRY
- VARIABLE DRYNESS LEVEL

