

Whirlpool

DESIGNED TO DELIGHT

# The Supreme Care Laundry Revolution Has Begun

Redefining Standards for Sustainability and Perfect Laundry Care



# The Whirlpool Brand Lifestyle

Since its founding on November 11, 1911, Whirlpool Corporation has pursued excellence for generations, helping people care for their homes with perfect efficiency so that they can focus on what really matters – their families and lives. As the flagship brand of the company, Whirlpool is the most accessible brand, providing products with purposeful, easy-to-use technology to help keep consumers' homes running smoothly

**1911-1929**  
**1911:** Upton Machine Co. founded in St. Joseph, Michigan, to produce motor-driven wringer washers.  
**1916:** First order of washers sold to Sears, Roebuck and Co.  
**1929:** Upton Machine Co. merges with Nineteen Hundred Washer Co. to form Nineteen Hundred Corporation.

**1940s**  
**1948:** Sale of first auto-washer through Sears, Roebuck and Co.  
**1950:** The Nineteen Hundred Corporation was renamed the Whirlpool Corporation and added automatic dryers to the company's product line.

**1950s**  
 Whirlpool expanded manufacturing locations in U.S., producing spare parts, refrigerators, dryers and washers.  
 Entered partnership with Brazil's Brasmotor S.A., parent of appliance maker Multibras S.A. Eletrodomesticos.


**1960s-70s**  
 Whirlpool regularly introduced a new full range of products and features for the home.

**1980s-90s**  
 Expanded into India with a joint venture.  
 Joint venture with N.V. Philips to enter Europe.  
 Purchased KitchenAid.  
 Global presence expanded throughout Europe, Latin America, Asia and parts of Africa.  
 Opened small appliance plant and range plant in US.

**1990s**  
 Whirlpool has been reducing water and energy usage, lowering greenhouse gas emissions and collaborating on the WEEE Directive.  
 Today, Whirlpool has earned an astounding 22 ENERGY STAR® awards from the U.S. EPA.

**2010**  
 Whirlpool Corporation announces a \$120 million investment in building a new LEED-certified manufacturing facility in Cleveland, Tennessee - the single largest investment Whirlpool Corporation has made anywhere in the world—which "reinforces our commitment to the competitiveness of U.S. manufacturing."

**NOW**  
 Whirlpool Corporation celebrates over 100 years of innovation and continues its groundbreaking R&D efforts every day.



**NOW** Whirlpool Corporation celebrates over 100 years of its pursuit to understand the needs and wants of every home. Each of the brands under our portfolio is more than just a legendary name; every brand has been thoughtfully designed for a specific customer and home-type based on consumer insight and over 100 years of experience in the appliance industry. In everything we do, we will continue our commitment to make each experience an extraordinary one, for generations to come. We are proud to be a part of your home.

*Thank you for making us just like family.*



## LEADING THE WAY IN GARMENTS CARE

Since 1908, founder Lou Upton has dedicated his life to innovations in laundry, introducing patents on washing machines and bringing them to homes. Now, with over 100 years of experience in laundry care, Whirlpool continues to provide the most innovative technologies to consumers all around the world, securing its No.1 position on the market.\*

### Our Commitment to the Environment

We formed the Office for Environmental Control in 1970, solidifying our focus on social and environmental responsibility. This group allowed us to standardize strong environmental standards across all of our operations. Concurrently, we formed partnerships with environmental advocates, industry representatives and legislators to help craft robust energy and water efficiency standards, test procedures and policies, a commitment that continues today.

Our focus on environmental sustainability continued with an emphasis on consistently offering a full line of energy- and water-efficient products. In 2003, we became the world's first appliance manufacturer to announce a global greenhouse gas reduction target, a 3 percent reduction from 1998 levels by 2008. We revised the target in 2007, to a goal of 6.6 percent reduction by 2012.

### Tomorrow's Technology, Available Today

The new range of Supreme Care washer and dryer anticipates your every need and provides an unparalleled experience in garment care. Its ease of use and thoughtful design, coupled with enhanced efficiency for eco-friendliness and resource sustainability makes it a must-have in every home.

### Award-winning Design

Minimal and elegant lines define the harmony of both washer and dryer, providing a sleek and unified look that has earned them the IF Design Award in 2015.

\* Testing among the leading European brands conducted by the independent Swiss Institute Swisstest Testmaterialien AG shows Whirlpool as the best in an accelerated fibre garment aging test on half load in mixed programme 40 °C or comparable (Test Report Nr. 20141117, December 2014)

# AT THE HEART OF THE WASHING REVOLUTION



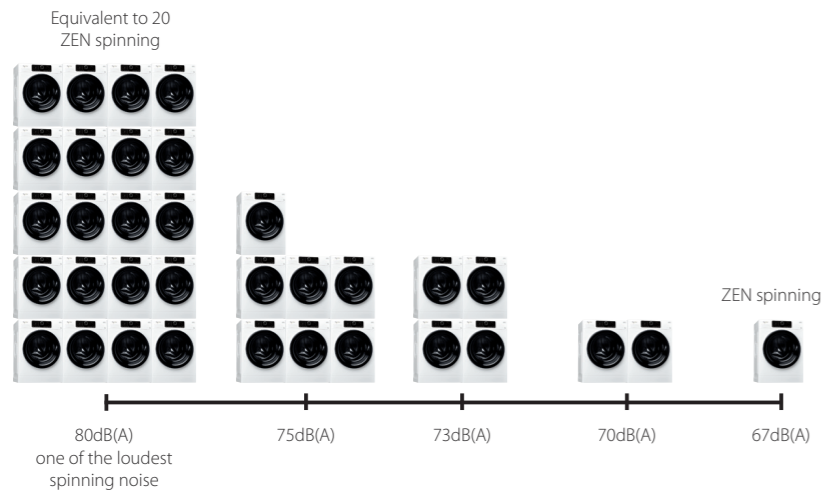
**ZENTechnology**  
As silent as a whisper

## The Zensational Silence

With a new design and ZEN direct drive motor, the Supreme Care washer gives you the quietest spin cycle available, producing only 49dB(A) sound level during the wash cycle and 67dB(A) during spinning. This allows you to run the washing machine at any time without causing any disturbances, even at night.

## Measuring the Sound of Silence

The perceived sound level is based on a logarithmic scale: with an increase of 3dB(A), the human ear perceives sound with double intensity.



## ZEN Direct Drive Motor

The Supreme Care washer direct drive motor connects directly to the drum to not only offer excellent sound management but also deliver outstanding performance in laundry care. Drum movement and speed can be adjusted to pinpoint precision to cater to various fabric types and laundry size. The beltless motor ensures greater reliability and comes with a 10 years warranty.



## Zen Design

The science of ZenTechnology's supremely quiet cycles comes from a highly innovative and robust design.

With rear and lateral sides made from one single piece of high quality casing, vibrations and related noise from the motor of the Supreme Care washer are minimised. An upgraded shape on the side casing also promotes multi-directional noise dispersion during the spin phase for less disruption.



## Sound Engineering

By reducing the gaps in the casing, providing an additional foam insulator at the base and streamlining the detergent drawer, we have developed a washing machine with exceptional noise cancelling power.

Combined with 6<sup>TH</sup> SENSE technology to assess and adjust the wash and spin phases of your laundry load accordingly, the Supreme Care washer is as tough on excessive noise as it is on laundry stains.





## An Intelligent Wash for improved savings

Whirlpool's 6<sup>TH</sup> SENSE Technology utilises intelligent sensors to automatically control resource usage for maximum efficiency every wash. These sensors also actively adjust the optimal drum speed based on the laundry load to ensure gentle but thorough cleaning.


### 6<sup>TH</sup> SENSE Technology

Intelligent sensors are activated during the first 10 seconds of your wash to detect the size of each load and automatically regulates and monitors resource usage throughout the wash cycle for up to 50% savings on electricity, water and time.

Combining 6<sup>TH</sup> SENSE Technology together with the Dosing Aid feature, the washer indicates the right detergent amount for your laundry load after the programme starts.

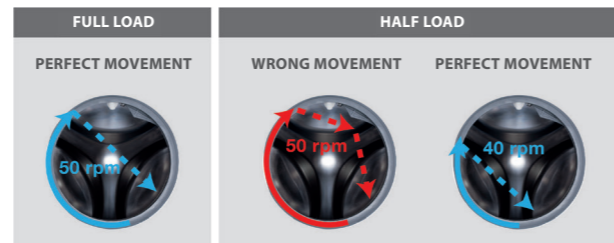
### Design Structure with Sensors

Optimal design and sensor placements ensure accuracy and precision in resource usage adjustments to maximise efficiency every wash.



### 6<sup>TH</sup> SENSE Speed Adaptation

Based on load and programme, the 6<sup>TH</sup> SENSE Technology automatically manages the speed of drum rotations for efficient cleaning while protecting your laundry.



### 6<sup>TH</sup> SENSE Spin Control

The Wave Motion drum movement uses wave-like rhythmic spinning to evenly distribute fabric around the drum for better detergent absorption. Compared to traditional spinning cycles, the Wave Motion provides superior cleaning and gentleness.

### More Energy Savings Than Ever

With up to 50% savings on electricity, water and time, the Supreme Care washer has earned the A+++ European Union Energy Rating that is a testament to its commitment to the protection of the environment as well as a low running cost wash after wash.



## SoftMove The softest touch for your laundry

Every design and programme revolves around providing optimum cleaning results while making sure that your laundry is treated with the utmost care.

### Colours Care

A suite of programmes and options specifically designed to take care of colours. Colours 15° Plus is the ideal option to preserve bright colours whereas Biostain 15° is perfect for treating the toughest stains with cold water.



### Colours15° Programme

This programme uses the Wave Motion technology to keep your garment colours spectacular with every wash by ensuring that the wash performance stays the same even at 15°C. By putting fabric softener into the pre-wash compartment before every Colours 15° washing cycle, it will also create a protective veil around your clothes during the washing process.



### Shape Care

A series of special treatments to make your garments last longer: Fresh Care is ideal to avoid wrinkles, Hot Finish is perfect for relaxing fibres before spinning and Wave Spinning adds a pulsing effect to let the fibres breathe.



### FreshCare

The FreshCare option automatically tumbles the laundry periodically up to 6 hours after the end of your wash programme, reducing bacteria proliferation due to increased air circulation. This ensures that your laundry stays fresh even if you are unavailable to remove your laundry right after the washing is completed.

### Fibers Care

The new drum pattern ensures total care for your clothes. Moreover, the drum performs a range of specific movements tailored to each type of fabric.

### Wave Motion Plus


The drum is able to perform an exclusive range of specific movements that adapt to each laundry size and type of fabric. This is possible thanks to the intelligent sensor that detects the load quantity and automatically selects the ideal combination of accelerations, speed, pauses and rotations. Thanks to tailored treatment for every fabric, your garments will last over time and stay beautiful, always.

### Drum Movements Tailored to Each Type of Fabric



### SoftMove Design for the Softest Touch to your Clothes

The drum and lifters feature a new design that plays a key role in laundry treatment and fibres preservation. The perforations in the drum have a smaller dimension in order to reduce the friction of clothes on the surface. Moreover, the rounded shape of the lifters caresses the clothes and minimises the impact from the lift and drop of laundry.





## PrecisionClean

Precise water jets for an extra deep clean with extra care.

Using a combination of two exclusive technologies, PrecisionClean ensures perfect cleaning and rinsing, saving up to 12 litres of water and reaching A+++ energy rating.



### Spray Wash

A mix of water and detergent is injected directly into the fibres through a spray nozzle. This allows dramatic improvements to the detergent efficacy on stain removal and also reduces water usage by up to 30%<sup>1</sup>.

### Spray Rinse

During every rinsing phase, water and softener are injected directly into the laundry in an even distribution, resulting in a more efficient and gentle rinse with remarkable water savings, without leaving any residual detergent.



## Drier Laundry After Every Wash

The Supreme Care series delivers outstanding spin speeds of 1,400 rpm for drier clothes when your wash cycle is completed.




## Wide Door, Large Capacity

The high capacity is ideal for large and busy families, and is useful for washing big items such as bed linen. The wide drum door makes it easy for anyone to load as well as unload at full capacity, which translates into minimal effort and time spent.



## SupremeCare Washer



### FSCR 12430


- Maximum Capacity: 12 kg
- Maximum Spin Speed: 1,400 rpm
- Water Efficiency Rating (Singapore WELS): 4 Ticks
- Energy Efficiency (Europe): A+++
- Made in Italy
- Product Dimension WxDxH (mm) : 595 x 700 x 850
- EAN Code: 8003437262142

#### Features

- 6<sup>th</sup> SENSE Technology
- ZEN Direct Drive Motor
- Smart Touch LED Screen
- Colours 15°
- Bio Stains 15°
- Hot Finish 40°
- Fresh Care: up to 6 hours
- Soil Option
- Intensive Rinse Option
- Rapid Wash Option
- Pre Wash
- Water Temperature Selection: cold water - 95°C
- Spin Speed: 0/400 - 1400rpm
- Dosing Aid
- Preset Finishing Time: up to 23:30 hours
- Key Lock
- Energy / Water Consumption Monitor
- Drum Light

#### Other Programs

- Shirts
- Duvet
- Bed Linen
- Cashmere
- Sport
- Jeans
- Baby Items
- Mini Load



### FSCR 10431

- Maximum Capacity: 10 kg
- Maximum Spin Speed: 1,400 rpm
- Water Efficiency Rating (Singapore WELS): 4 Ticks
- Energy Efficiency (Europe): A+++
- Made in Italy
- Product Dimension WxDxH (mm) : 595 x 640 x 850
- EAN Code: 8003437261732

#### Features


- 6<sup>th</sup> SENSE Technology
- ZEN Direct Drive Motor
- Smart Touch LED Screen
- Colours 15°
- Bio Stains 15°
- Hot Finish 40°
- Fresh Care: up to 6 hours
- Soil Option
- Intensive Rinse Option
- Rapid Wash Option
- Pre Wash
- Water Temperature Selection: cold water - 95°C
- Spin Speed: 0/400 - 1400rpm
- Dosing Aid
- Preset Finishing Time: up to 23:30 hours
- Key Lock
- Energy / Water Consumption Monitor

#### Other Programs

- Shirts
- Duvet
- Bed Linen
- Cashmere
- Sport
- Jeans
- Baby Items
- Mini Load

<sup>1</sup>In the Eco cotton programme with 4kg minimal load

## SupremeCare Washer




### FSCR 90420

- Maximum Capacity: 9 kg
- Maximum Spin Speed: 1,400 rpm
- Water Efficiency Rating (Singapore WELS): 3 Ticks
- Energy Efficiency (Europe): A+++
- Made in Italy
- Product Dimension WxDxH (mm) : 595 x 640 x 850
- EAN Code: 8003437261626

#### Features

- 6<sup>TH</sup> SENSE Technology
- ZEN Direct Drive Motor
- Smart Touch LED Screen
- Colours 15°
- Bio Stains 15°
- Hot Finish 40°
- Fresh Care: up to 6 hours
- Soil Option
- Intensive Rinse Option
- Rapid Wash Option
- Pre Wash
- Water Temperature Selection: cold water - 95°C
- Spin Speed: 0/400 - 1400rpm
- Dosing Aid
- Preset Finishing Time: up to 23:30 hours
- Key Lock
- Energy / Water Consumption Monitor



### FSCR 80415

- Maximum Capacity: 8 kg
- Maximum Spin Speed: 1,400 rpm
- Energy Efficiency (Europe): A+++
- Made in Italy
- Product Dimension WxDxH (mm) : 595 x 610 x 850
- EAN Code: 8003437260988

#### Features


- 6<sup>TH</sup> SENSE Technology
- SENSE Inverter Motor
- Smart Touch LED Screen
- Colours 15°
- Bio Stains 15°
- Hot Finish 40°
- Fresh Care: up to 6 hours
- Soil Option
- Intensive Rinse Option
- Rapid Wash Option
- Pre Wash
- Water Temperature Selection: cold water - 95°C
- Spin Speed: 0/400 - 1400rpm
- Dosing Aid
- Preset Finishing Time: up to 23:30 hours
- Key Lock
- Energy / Water Consumption Monitor

## PERFECT WASHING MEETS PERFECT DRYING



### Maximum Energy Efficiency Five ticks energy saving certification.

To complement your eco-friendly lifestyle, Whirlpool's Supreme Care dryer ensures excellent energy savings and has been awarded the best energy efficiency rating under the Singapore MELS (Mandatory Energy Labelling Scheme).



### Heat Pump

Instead of a hot air exhaust system in traditional dryers, the Supreme Care dryer uses the heat pump technology that condenses the moisture out of the air, reheats and recirculates it back into the dryer. This results in substantial savings of up to 58% in energy compared to condenser dryers.



## SoftMove

Soft landing for gentle care.

Adopting the 6<sup>TH</sup> SENSE Technology, the intelligent sensors within the dryer automatically determines the optimal spin and airflow to protect your laundry.

### 6<sup>TH</sup> SENSE Technology

The in-built sensors precisely detect the humidity and load to determine the level of drying required, then adapts the cycle automatically using the least amount of energy necessary to achieve the best drying results.

### Drum Pattern and Lifters

The drum utilises an ultra-dimensional design that enhances airflow through the laundry and generates air cushions between the drum and load to protect laundry as it lands. New lifter design also plays a pivotal role, improving the process of lifting laundry from the bottom of the drum in a smooth motion.




### Wave Motion

Unlike standard dryers where the drum only rotates in one direction, the Supreme Care dryer uses Wave Motion, which emulates the flow of waves and rotates the drum in both directions to better distribute the laundry within the drum. This allows the fabric fibres to relax, thereby ensuring better air circulation and complete moisture evaporation while reducing wrinkles.



## 3DRY Technology

Gentler heat distribution and improved evenness.



The tridimensional hot air is softly blown through the back and the holes of the lifters into the drum, working in harmony with the drum movements to perfectly and evenly dry all your garments with maximum care.



## WoolExcellence



A dedicated wool care programme is included to pay special attention to protect your delicate wool garments. The sensor technology adapts the drying cycle automatically based on humidity and temperature, using controlled low temperature between 45°C–50°C, slow drum movement and a unique dynamic airflow, to ensure wool clothes are dried evenly, without the risk of over-drying. The result — a softer touch without the need for a wool rack.



## SteamCare

By harnessing the natural power of steam, the Supreme Care dryer creates the best environment for reviving the texture of your clothes. The SteamCare technology generates steam directly inside the fabric fibres without the need to add water through the use of a closed circulation system that leverages on the humidity left in the clothes. This significantly reduces any wrinkling in the process to facilitate easy ironing and to always enjoy laundry that is soft to the touch.






## Stacking kit

The Supreme Care stacking kit is the ideal solution when you need to stack your Supreme Care washer and dryer to save space. The kit has a sliding shelf which can be used either to place the laundry basket on, or as a working shelf to fold clothes. The kit can be fixed to the rear of the washer and dryer with the dedicated steel brackets, securing into holes already present on both appliances.

Product code: SKS101



## SupremeCare Dryer



### HSCX 10431

- Maximum Capacity: 10 kg
- Energy Efficiency Rating (Singapore MELS): 5 Ticks
- Energy Efficiency (Europe): A++
- Made in France
- Product Dimension WxDxH (mm) : 596 x 659 x 855
- EAN Code: 8003437472763

#### Features

- 6<sup>TH</sup> SENSE Technology
- Heat Pump Technology
- Smart Touch LED Screen
- Steam Option
- Drying Time Option
- Dryness Level
- Fresh Care: up to 12 hours
- Gentle Option
- Rapid Option
- Over-dry Protection
- Preset Finishing Time: up to 23:30 hours
- Key Lock
- Energy Consumption Monitor
- Full Water Tank Indicator

#### Other Programs

- Steam Refresh
- Drying Time
- Shirts
- Silk
- Sport
- Towels
- Outdoor
- Down Jackets
- Mini Load





# Whirlpool

DESIGNED TO DELIGHT

[www.whirlpool.com.sg](http://www.whirlpool.com.sg)

Customer Service Hotline: +65 6250 6888

 Whirlpool Singapore

