

Whirlpool

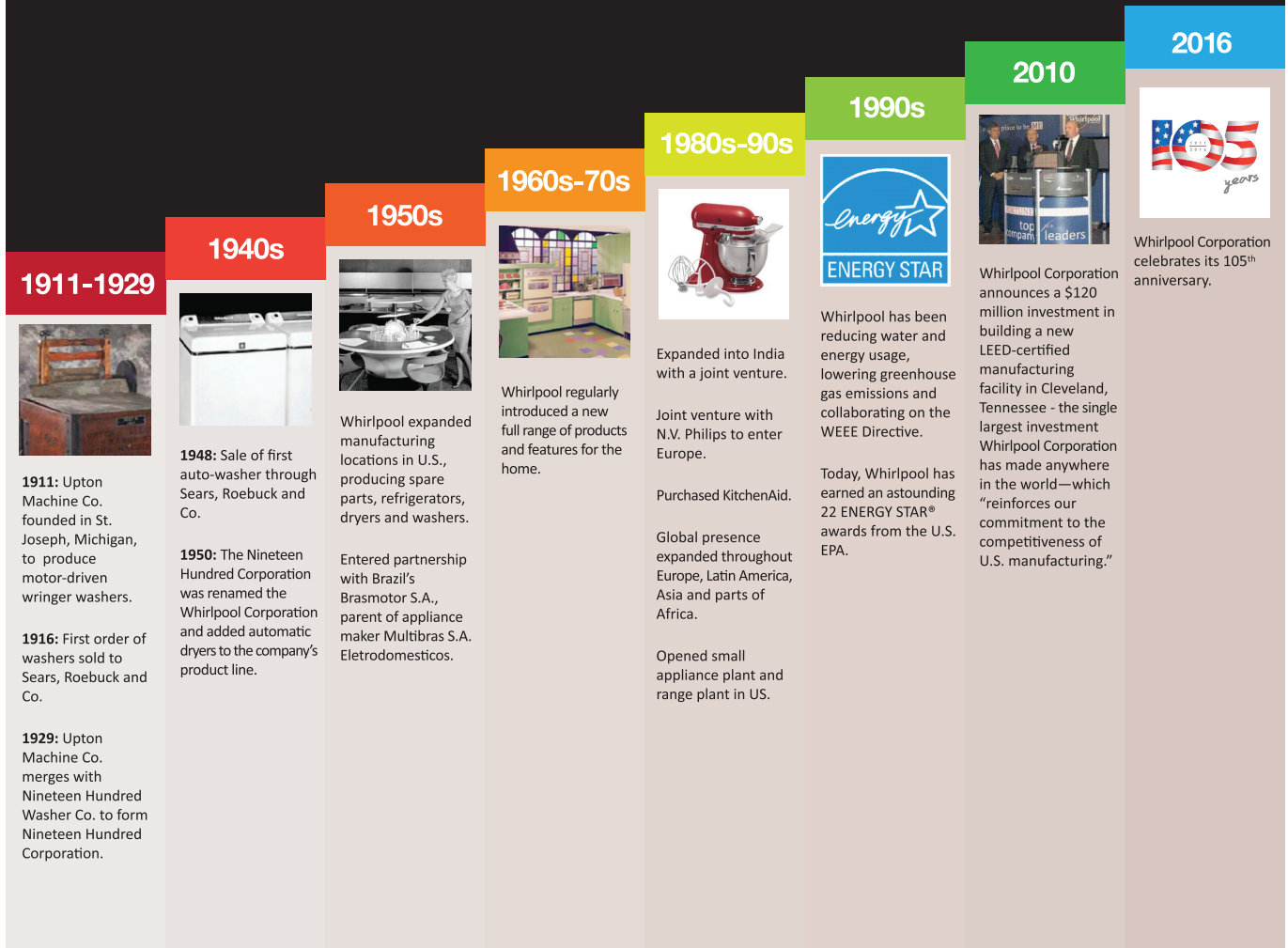
DESIGNED TO DELIGHT™



BUILT-IN APPLIANCES

The Whirlpool Brand Lifestyle

Since its founding on November 11, 1911, Whirlpool Corporation has pursued excellence for generations, helping people care for their homes with perfect efficiency so that they can focus on what really matters – their families and lives. As the flagship brand of the company, Whirlpool is the most accessible brand, providing products with purposeful, easy-to-use technology to help keep consumers' homes running smoothly.



2016

Whirlpool Corporation celebrates 105 years of its pursuit to understand the needs and wants of every home. Each of the brands under our portfolio is more than just a legendary name; every brand has been thoughtfully designed for a specific customer and home-type based on consumer insight and over 100 years of experience in the appliance industry. In everything we do, we will continue our commitment to make each experience an extraordinary one, for generations to come. We are proud to be a part of your home.

Thank you for making us just like family.

The Perfect Balance of Intuition

Performance and Design

Whirlpool has devoted over a century of research and expertise to give its consumers more free time, allowing them to make the most of it, choosing to do what really matters to them.

We achieved this by developing the most intuitive and advanced tools which understand and adapt to our consumers' needs, providing a seamless user experience. We simplified tasks and took the guesswork out to make sure our consumers to always have the best.

Our state-of-the-art technology offers advanced performances and maximum results with minimum effort; our cutting edge design perfectly fits and enhances the style of any home.



Ovens

Incomparable Warmth

Outstanding cooking results become easier than ever.

A complete range of cooking functions will guide consumers to master chef results: delicious tenderness inside, ideal crispiness outside, in a few simple gestures. The new range of built-in ovens by Whirlpool is elegantly designed to deliver a neat and refined coordinated look.



Dedicated Functions

for Easier and Better Cooking Results



Effortless and Delicious Meals



6TH SENSE selects the function and appropriate temperature for six food categories - meats, breads, pizzas and pastries all receive a tailor-made approach to perfectly succulent, crisp and even cooking.



Intuitive Cooking



A selection of 30 unique pre-set recipes will do all the thinking for you, adapting the cooking time for perfect results.



No Mixing of Aromas



Cook three different dishes at the same time with Cook3 technology. A special airflow prevents aromas and flavours mixing so you can save time and energy and enjoy perfectly tasty results.



No Need to Pre-heat



Your oven is ready when you are. The Ready2Cook function ensures your oven temperature is reached without pre-heating, saving you up to 20%* in energy & up to 25% of time.

* 20% maximum saving obtained in tests with various combinations of dishes using "no pre-heat" function compared to using "pre-heat".

The Best Features for Oven Cooking

73lt 73L Cavity

A spacious 73L cavity and multi-positionable shelves at five different heights. Whirlpool oven range allows a flexible use of the internal oven space to enjoy limitless cooking.



Soft Closing Doors

Thanks to the soft-closing system, just a slight pressure on the door and the oven door will close by itself with a noiseless and smooth movement.

Telescopic Rails


The telescopic rails are designed to facilitate insertion and removal of accessories. The rails are easy to remove and they allow drip trays and wire shelves to be repositioned or moved effortlessly for perfect control of the cooking process.

Quick, Efficient and Eco-Friendly Cleaning



StarClean

StarClean is the first environmentally-friendly technology that brings a significant improvement to oven cleaning and avoids the use of detergents. It consists of a special coating that preserves the shine of the cavity, always giving the best cleaning performance. Furthermore, an exclusive dirt-repellent nano-treatment makes the glass door crystal clear.



Place the provided cloth at the bottom of the oven, pour 350ml of water onto the cloth and set the StarClean cycle. It works for 20 minutes at 90° C, and spends 15 minutes cooling down. You can then easily wipe the oven clean with a wet sponge. Compared to pyrolytic cleaning, StarClean saves 95% in energy and ensures the best cleaning results.



iXelium

iXelium is a patented technology that applying an exclusive nanotechnology treatment to stainless steel. The result is a surface that is highly resistant to scratching and yellowish, ensures incredibly easy to clean and will stay beautiful over time.



AKZM 8380/IXL



73L 6TH SENSE StarClean iXelium Oven

- 73 Litres Capacity
- Electronic Touch control with LCD display
- 12 Multi-function
Convention, grill, turbo grill, forced air, convection bake, defrost, keep warm, rising, convenience, maxi cooking, frozen food, eco forced air
- 6TH SENSE 30 recipes
- StarClean
- iXelium
- Ready2cook
- Cook3
- Soft closing door
- 5 shelf positions
- Telescopic shelves (2 levels are partial)
- 40W halogen light x 1
- Triple glazed glass door
- Flat enamel cavity
- Europe energy class A-20%
- Accessories: grid x 1, tray x 3



AKZM 6540/IXL



73L iXelium Oven

- 73 Litres Capacity
- Electronic and mechanical knob control with LED display
- 10 Multi-function
Convention, grill, turbo grill, forced air, convection bake, defrost, keep warm, rising, eco forced air, maxi cooking
- iXelium
- Ready2cook
- Cook3
- Soft closing door
- 5 shelf positions
- 40W halogen light x 1
- Triple glazed glass door
- Flat enamel cavity
- Europe energy class A-20%
- Accessories: grid x 2, tray x 1



AKP 744 IX



65L StarClean Oven

- 65 Litres Capacity
- Electronic and mechanical knob control with LED display
- 5 Multi-function
Convention, grill, turbo grill, convection bake, defrost
- StarClean
- 4 shelf positions
- 25W Incandescent Light x 1
- Double glazed glass door
- Flat enamel cavity
- Europe energy class A
- Accessories: grid x 1, tray x 2



AKZ661IXS



Electric Oven

- 56 Litres Capacity
- Mechanical control
- Cavity Cooling system
- 5 Multi-function
Convection, Delicate cooking, Top Oven, Grill, Fan Assisted Grill
- 5 shelf positions
- 25W halogen light x 1
- Triple glazed glass door
- Enamel cavity
- Europe energy class A
- Accessories: turnspit x 1, wire shelf x 1, drip tray x 1

56 lt





Microwaves

The New Way for Microwave Cooking

When it comes to microwave cooking, healthy and tasty results are a must. Moreover, our built-in microwaves are designed to give consumers a stunning and totally coordinated look for their kitchen.



Discover a Superior Microwave Cooking Experience



Perfect Results



Select your food type and 6TH SENSE technology will automatically select the right cooking power and time to give you perfect cooking results.



Matching Design

Sleek and modern design that perfectly matches the single oven for a seamless and elegant look in your kitchen.



Crispy Outside, Tender Inside



Crisp technology using the ferrite crisp plate provided for healthy cooking and crisp results. Without the use of oil, fry and brown foods in record time such as pizza or halloumi.

One Touch

Perfect Result



6TH SENSE Technology: Effortless Cooking

6TH SENSE technology enables a new concept of cooking flexibility, offering consumers all the efficiency and versatility they will need to achieve superb results with no problems and no need to programme the microwave oven.



6TH SENSE Crisp

Thanks to 6TH SENSE Crisp, food can be quickly reheated from frozen to serving temperature. Auto crisp is used only for frozen ready-made food. To get the best results with this function, it is recommended to use exclusively the supplied Crisp Plate. Chips, pizza with a crust, pan pizzas and buffalo wings: any food will look and taste as if perfectly fried in a traditional oven.



6TH SENSE Steam

6TH SENSE Steam is ideal for food such as vegetables, fish, rice and pasta. It works in two steps. The first step quickly brings the food to the boiling temperature, whilst the second step automatically adjusts the temperature to simmer in order to avoid over-boiling.




6TH SENSE Reheat

6TH SENSE Reheat can be used when reheating frozen, chilled or room-temperature ready-made food. Just place the food on a microwave-safe heatproof plate and, thanks to the reheat function, all dishes are immediately ready to be served.

3D Wave Technology

Perfect Even Cooking



3D Wave Technology

3D System is the exclusive patented Whirlpool technology that controls the distribution of microwaves within the oven cavity. By moving in a three-dimensional pattern, the microwaves uniformly reach the food. The glass turntable also helps the heat to spread evenly, ensuring cooking, re-heating and defrosting results in record time.



Superior Performance

In Every Recipe



Crisp: Crispy Outside, Tender Inside

Crisp technology works along with ferrite crisp™ plate, powerful grill and the patented 3D microwave system for fast, even cooking, browning and crisping food. Our patented crisp plate heat up extremely fast – up to 210°C in 2 minutes, and won't go up anymore to prevent overcook. Food cooks as fast on the inside as it does on the outside, and so is never undercooked or over-grilled.



Auto Steam: Healthiest Cooking

Whirlpool microwave oven engineered with an advanced steam cooking function with sensor technology to ensure your food tastes great, and preserves its texture and nutritional value. The transparent, heat-resistant dishwasher-safe steamer takes big loads and let you monitor the cooking progress.



Jet Defrost: Perfect and Even Defrosting of All Food

Whirlpool microwave oven equipped with jet defrost, the even microwave distribution works directly on the water molecules inside the food, defrosting from the inside for better performance. Food is now defrost more even and 7 times faster than the conventional microwave.



Forced Air: Even Cooking Result

Four large perforated air inlets areas at the corners of the back wall evenly distribute powerful air streams throughout the cavity, avoiding over cooking or uneven browning. This process ensures perfect even cooking result.

AMW 848/IXL



40 Liters 6TH SENSE iXelium Microwave Oven

- 40 Litres capacity
- Electronic touch control with LCD display
- 15 Functions
- 6TH SENSE Crisp, 6TH SENSE Steam, 6TH SENSE Reheat, Crisp, Crisp bread defrost, Jet defrost, Jet start, Quick heat, Grill, Grill combi, Turbo grill, turbo grill combi, forced air, forced air combi, manual defrost, keep warm
- 6TH SENSE
- iXelium
- Auto cook programme
- 3D wave technology
- 7 power levels
- 900W Microwave power
- 1600W Grill power
- Minute minder
- Child lock
- Stainless steel cavity
- 400mm turntable diameter
- Accessories: Crisp plate x 1, crisp plate handle x 1, wire rack x 1, baking tray x 1, steamer x 1, cover x 1, turntable x 1



MWB 208 ST



20 Liters Microwave Oven

- 20 Litres capacity
- Electronic button and Mechanical knob control with LED display
- Grill/ Combi / Auto Cooking / Weight Defrost / Weight Adjust / Preset
- 6 power levels
- 24 hours clock
- Child lock
- Steel with white painting cavity
- 245mm turntable diameter
- Accessories: Metal rack x 1, turntable x 1





Induction Hobs

Cooking will Never be the Same

We have brought together excellent cooking results and extreme accuracy in a sleek, elegant and essential design. Our promise is renewing the experience of cooking. The new set of induction hobs by Whirlpool will bring consumers in a new era, allowing them to cook everything in a smart and simple way. A large range of preselected cooking modes is now easily available, thanks to the intuitive user interface.
A true revolution of cooking.



Superior Performance

Maximum Flexibility



High Cooking Performance



Induction technology generates heat directly to the pan, in this way less than 10% of the energy used is lost to the surrounding atmosphere and 90% of the energy is used for cooking. Whirlpool induction hob allows you to save up 40%* energy and 50%* boiling time.



Flexibility Serves Performance



Combine two cooking zones with FlexiCook, and intuitively create the ideal space to prepare even the biggest meals. Each cooking area can also be independently selected giving you maximum control for the best results.



Child Safe



The Child lock can be activated to lock up the panel and to prevent any changes or interruptions to the cooking program.

* Compare to boiling 3.6L water with a traditional 9" 2500W radiant element or 12500 BTU gas burner.

FlexiCook

Enhance Your Cooking Flexibility



Create the ideal cooking space for pots and pans of varying sizes. The FlexiCook system automatically and continuously senses the pan, allowing you to move it across the whole flexible cooking zone and it stays detected.

You can use pans from 12 cm in diameter to 40x24 cm; from just one pot all the way to 10 little pots. The consistent temperature in all zones lets you cook food evenly and quickly thanks to the 3kW booster.

Choose whether to use two separate areas with different cooking powers, or merge the two areas into a bigger zone and spread a uniform power across the whole flexible cooking zone. Flexicook gives you direct feedback at every moment of cooking: every time you move the pan from one zone to another, the hob immediately applies the right cooking power and the display confirms which zone is working.



Even the Most Difficult Recipes Become Easy



Eco Booster

Whirlpool induction hob with the Eco Booster function helps to prepare food and boils water with lower energy consumption. It will boost up to the maximum heat and bring the pot to boiling level before reducing to simmering, which reduces up to 10% energy consumption.



Residual Heat Indicator

The Residual heat indicator lights up until the hob surface cools down to a touch-safe temperature.

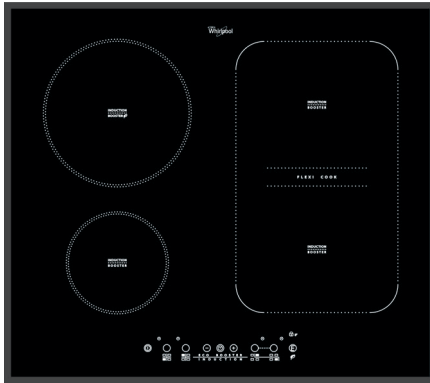


Timer

A maximum 99 minutes timer could be set to switch off the cooking zone automatically when time is up.



ACM 808/BA



60cm 4 Zones Induction Hob

- 4 induction cooking zones with booster
- Total power: 7.2kW
- FlexiCook - large flexible cooking zone
- Electronic touch control
- 9 power levels with precise control
- Power on indicator
- Timer (1-99 mins.)
- Child lock
- Residual heat indicator
- Automatic pan detection
- Eco booster
- Easy to clean black tempered glass



ACI732S/BLS



73cm 2 Zones Induction hob

- 2 induction cooking zones
- Total power: 3.4kW
- Electronic touch control
- 9 power levels with precise control
- Power on indicator
- Timer (1-180 mins.)
- Child lock
- Residual heat indicator
- Automatic pan detection
- Power Management
- Environmental friendly black Schott glass



ACM 712/IX



30cm 2 Zones Induction Hob

- 2 induction cooking zones with booster
- Total power: 3kW
- Electronic touch control
- 9 power levels with precise control
- Power on indicator
- Timer (1-99 mins.)
- Child lock
- Residual heat indicator
- Automatic pan detection
- Easy to clean black tempered glass



AKC321C/BLSS



30cm 2 Zones Ceramic Hob

- 2 heat zones ceramic hob
- One dual zone
- Total power: 2.9kW
- Electronic touch control
- 9-11 (dual zone) power levels
- Power on indicator
- LED timer (1-99mins.)
- Child lock
- Residual heat indicator
- Booster
- Environmental friendly Schott glass





Gas Hobs

The Ultimate Tool For Safe, Efficient And Elegant Cooking

Whirlpool gas hobs offer the utmost flexibility for your kitchen. Choose from a wide range of settings to suit your kitchen design for the ultimate cooking experience and performance.



Premium Quality & High Reliability



Tempered Glass



The smooth tempered glass makes wiping grease and spillage quick and easy. Its heavy-duty quality provides excellent durability, making it perfect for hotplate cooking too.



Flame Failure Device



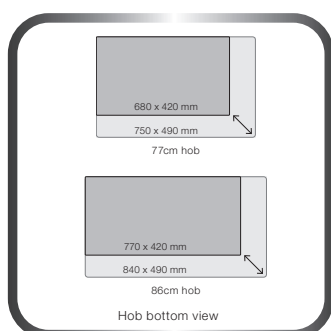
Your safety is our priority and our smart technology ensures just that. If the flame in your hob is accidentally extinguished or when the burner is not switched off correctly, the device will automatically cut off the gas supply.



Cast Iron Wok Adaptor and Pan Support



We design not only to impress, we design for real people who need real functionality. To facilitate various styles of cooking, the cast iron wok adaptor and pan support provide flexibility to accommodate a wider range of cooking utensils at home.



Flexible Installation




Whirlpool hobs are designed to integrate effortlessly into your life. If you're new to our hobs, you may use our flexible clip to freely adjust the width and height to fit the new hob into your kitchen. Now, you're part of the Whirlpool family.

AKC320C/BLS-BT




30cm 2 Gas Burners Glass Hob

- 2 gas cooking zones
- Total power: 4.0 kW
- 3.0 kW Italian Sabaf burner × 1
- 1.0 kW Italian Sabaf burner × 1
- Cast iron pan support
- Flame failure device
- Black tempered glass
- Battery ignition
- Default Town Gas with LPG conversion kits

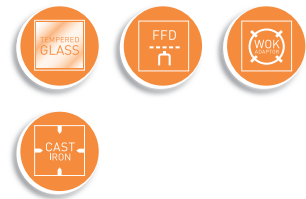


AKC630/BLS-ET



60cm 3 Gas Burners Glass Hob

- 3 gas cooking zones
- Total power 6.55 kW
- 3.8 kW Italian Sabaf burner × 1
- 1.75kW Italian Sabaf burner × 1
- 1.0 kW Italian Sabaf burner × 1
- Triple ring burner × 1
- Cast iron pan support
- Cast iron wok adaptor
- Flame failure device
- Black tempered glass
- Electric ignition
- Default Town Gas with LPG conversion kits



AKC7330C/BLS-ET



77cm 3 Gas Burners Glass Hob

- 3 gas cooking zones
- Total power 9.35 kW
- 3.8 kW Italian Sabaf burner × 2
- 1.75kW Italian Sabaf burner × 1
- Triple ring burner
- Cast iron pan support
- Cast iron wok adaptor
- Flame failure device
- Black tempered glass
- Electric ignition
- Flexible clip
- Default Town Gas with LPG conversion kits
- AKC7330C/BLS-ET = Electric Ignition
- AKC7330C/BLS-BT = Battery Ignition





Hoods

Bring Your Family Together in a Cleaner Kitchen that Showcases Your Style

A cookerhood can have a big impact on the design of your kitchen. From ultra-slim front panels for better aesthetics to higher extraction rates of up to 1000m³/hr for better airflow, Whirlpool has cookerhoods with the elegance and style to make your kitchen a natural gathering place, along with high-end features to make you the envy of the neighborhoods.



Style and Function

Without Compromise



Top Class Air Flow Rate



The air flow rate reaches up to $1000\text{m}^3/\text{hr}$, which makes rapid removal of cooking fumes and odors so effortless.



Re-Circulating, Ducted Installation



The cooking fumes are extracted from the kitchen and forced through the carbon filters and metal ducting in the hood. Odors and grease will be trapped in the filters, and then directed outside the home. What you'll get – purified air that's re-circulated for a fresh and clean kitchen that will always be the pride of your home.



Slim Design



Whirlpool hoods look distinguishingly slim. It is designed to fit cleanly and seamlessly into any kitchen style. Thanks to the two-motor system contributes to the compact design.



Built-in Installation Look




This integrated hood is designed to fit into the kitchen cabinet with minimal yet sophisticated design.

Premium & High Quality



Aluminum Grease Filter

We keep your kitchen spick and span, just the way you like it. Whirlpool's grease filter is a special air-filtering barrier situated at the entrance to the hood. This three-layer filter effectively attracts grease from cooking vapors, reduces odors from cooking fumes, all the while purifying the air and optimizing performance.



Anti-Odor Charcoal Filter

When it comes to a kitchen with both style and substance, we've got you covered. The charcoal filter absorbs grease particles, smells and smokes, effectively keeping your kitchen environment odor and grease-free. If the hood is not connected to a duct that directs the exhaust fumes to the outside, only the filter version should be used: this recycles the purified air in the kitchen. For this version only, the user must install the anti-odor filter, a special active carbon cartridge that retains exhaust fumes and purifies the air. The filters must be periodically replaced.



High Grade Stainless Steel with Flawless Finish

Only the best will do and this is why the body and chimney of Whirlpool's hoods are made with high-grade stainless steel, which are perfectly durable and require minimum cleaning. The stainless steel finish of the hood is treated with sophisticated anti-fingerprint technology, so grease, fingerprints and dust wipe away with ease. This innovative treatment also protects the appliance against scratches and the effects of ageing.

AKR628IXS



60cm Slim Hood

- Push button control
- 3 speed levels
- 2-motor system
- Suction power: 450m³/hr
- 40W incandescent light
- 3-layer washable aluminum grease filter
- Charcoal filter
- High-grade stainless steel (SS430)
- Recirculation installation only



AKR928IXS




90cm Slim Hood

- Push button control
- 3 speed levels
- 2-motor system
- Suction power: 450m³/hr
- 40W incandescent light
- 3-layer washable aluminum grease filter
- Charcoal filter
- High-grade stainless steel (SS430)
- Recirculation installation only



AKR912IXS



90cm T-Box Hood

- Electronic button control
- 4 speed levels
- Suction power: 1000m³/hr
- Timer (15min.)
- 20W halogen light x 2
- 3-layer washable aluminum grease filter
- Charcoal filter
- High-grade stainless steel (SS430)
- Duct-out or recirculation installation



AKR1912IXS



90cm T-Box Hood

- Electronic sensor touch control
- 4 speed levels
- Suction power: 1000m³/hr
- Timer (15min.)
- 20W halogen light x 2
- 3-layer washable aluminum grease filter
- Charcoal filter
- High-grade stainless steel (SS430)
- Duct-out or recirculation installation



AKR615IXS



60cm Telescopic Hood

- Electronic button control
- 3 speed levels
- Suction power: 760m³/hr
- 20W halogen light x 2
- 3-layer washable aluminum grease filter
- Charcoal filter
- High-grade stainless steel (SS430)
- Duct-out or recirculation installation



AKR915IXS



90cm Telescopic Hood

- Electronic button control
- 3 speed levels
- Suction power: 760m³/hr
- 20W halogen light x2
- 3-layer washable aluminum grease filter
- Charcoal filter
- High-grade stainless steel (SS430)
- Duct-out or recirculation installation



AKR6152IXDS-C



60cm Telescopic Hood

- Electronic button control
- 2 speed levels
- Suction power: 400m³/hr
- 40W incandescent lamp x 1
- 3-layer washable aluminum grease filter
- Charcoal filter
- High-grade stainless steel (SS430)
- Recirculation installation



AKR9152IXDS-C



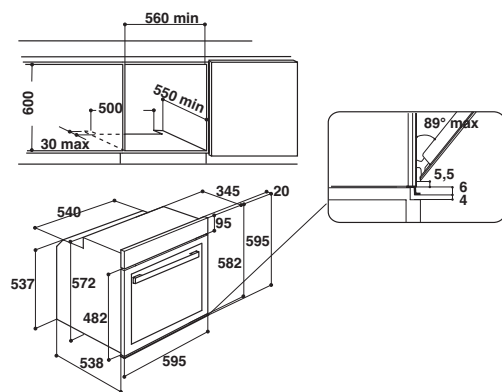
90cm Telescopic Hood

- Electronic button control
- 2 speed levels
- Suction power: 400m³/hr
- 40W incandescent lamp x 1
- 3-layer washable aluminum grease filter
- Charcoal filter
- High-grade stainless steel (SS430)
- Recirculation installation

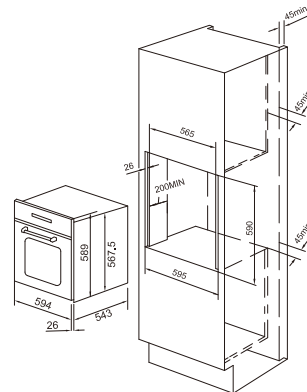


TECHNICAL SPECIFICATIONS - OVENS

OVENS				
MODEL	AKZM 8380/IXL	AKZM 6540/IXL	AKP 744 IX	AKZ661IXS
Capacity	73L	73L	65L	56L
Type	Electric Oven	Electric Oven	Electric Oven	Electric Oven
Type of Control	Electronic Touch Control with LCD Display	Electronic & Mechanical Knob with LCD Display	Mechanical and Electronic Control	Mechanical Knob
6 TH SENSE	Yes	-	-	-
No. of Functions	12 Multi-function	11 Multi-function	5 Multi-function	5 Multi-function
	Conventional	Conventional	Conventional	Convection
	Grill	Grill	Grill	Fast cooking
	Turbo Grill	Turbo Grill	Turbo Grill	Top Heat
	Forced Air	Forced Air	Convection Bake	Grill
	Convection Bake	Convection Bake	Defrost	Fan Assisted Grill
	Defrost	Defrost	-	Turnspit
	Keep Warm	Keep Warm	-	-
	Rising	Rising	-	-
	Convenience	Maxi Cooking	-	-
	Maxi Cooking	Eco Forced Air	-	-
	Frozen Food	Bread/Pizza	-	-
	Eco Forced Air	-	-	-
Function/Temperature control	Electronic	Electronic	Mechanical	Mechanical
Time Control	Electronic	Electronic	Mechanical	Mechanical
Self Cleaning	StarClean	-	StarClean	-
Fast Preheat	Yes	Yes	-	Yes
Ready2Cook	Yes	Yes	-	-
Cook3	Yes	Yes	-	-
Timer	Yes	Yes	Yes	Yes
Child lock	Yes	Yes	-	-
Interior light	40W Halogen Light x 1	40W Halogen Light x 1	25W Incandescent Light x 1	25W Halogen Light x 1
Layers of Glazed Door	3	3	2	3
Soft Door Closing	Yes	Yes	-	-
Interior Cavity	Flat Enamel Grey	Flat Enamel Grey	Flat Enamel Grey	Enamel with Removable Inner Panel
Shelf Positions	5	5	4	5
Cavity Cooling System	Yes	Yes	Yes	Yes
Overheat Protector	-	-	-	Yes
Energy Efficiency Class	A+	A+	A	A
Accessories	Grid x 1, Tray x 3	Grid x 2, Tray x 1	Grid x 1, Tray x 1	Turnspit x 1, Wire Shelf x 1, Drip Tray x 1
Surface Material	iXelium	iXelium	Stainless Steel	Stainless Steel
Product Dimension (WxHxD) mm	595 x 595 x 564	595 x 595 x 564	595 x 595 x 564	594 x 594 x 543
Cut Out Dimension (WxHxD) mm	560 x 600 x 555	560 x 600 x 555	560 x 600 x 555	594 x 589 x (543+26)
Voltage (V) / Frequency (Hz)	220-240V, 50/60Hz	220-240V, 50Hz	220-240V, 50/60Hz	220V-240V~50/60Hz
Plug	No plug	No plug	No plug	UK
EAN	8003437827501	8003437827556	8003437937750	4897068760948



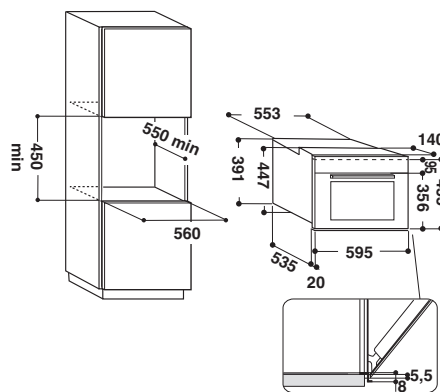
AKZM 8380/IXL, AKZM 6540/IXL, AKP 744 IX



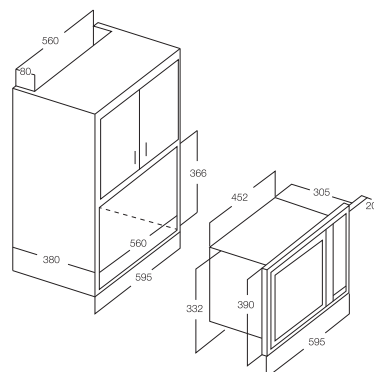
AKZ661IXS

TECHNICAL SPECIFICATIONS - MICROWAVE OVENS

MICROWAVE OVENS		
MODEL	AMW 848/IXL	MWB 208 ST
Capacity	40L	20L
Type	Microwave Oven	Microwave Oven
Type of Control & Display	Electronictouch Control with LCD display	Elec. & Mech Knob with LED Display
6 TH SENSE	Yes	-
3D Microwave Distribution	Yes	-
Microwave levels	7	6
No. of Function	15 Multi-function	6 Multi-function
	6 TH SENSE Reheat	Grill
	6 TH SENSE Steam	Combi
	6 TH SENSE Crisp	Auto Cooking
	Crisp	Weight Defrost
	Crispy Bread Defrost	Weight Adjust
	Jet Defrost	Preset
	Jet Start	-
	Quick Heat	-
	Grill	-
	Grill Combi	-
	Turbo Grill	-
	Turbo Grill Combi	-
	Forced Air	-
	Forced Air Combi	-
	Keep Warm	-
Temperature Control	Electronic	-
Microwave Control	Electronic	Electronic
Time Control	Electronic	Mechanical Knob
Minute Minder	Yes	Yes
Child Lock	Yes	Yes
Interior Light	Yes	Yes
Glass Door	3 Layer Black Glass	Black Glass
Interior Cavity	Stainless Steel Cavity	Painted
Energy Efficiency Class	A	-
Microwave power (W)	900 W	700W
Grill power (W)	1600 W	900W
Forced Air power (W)	1200 W	-
Accessories	Baking Plate x 1, Wire Rack x 1, Crisp Handle x 1, Crisp Plate x 1, Steamer x 1, Cover x 1	Grill heater x 1, Metal Rack x 1
Surface Material	iXelium	Painted
Product Dimension (WxHxD) mm	595 x 455 x 560	452 x 304 x 333
Cut Out Dimension (WxHxD) mm	556 x 450 x 550	560 x 365 X 350
Cavity Dimension (WxHxD) mm	420 x 210 x 420	297 x 315 x 198
Voltage (V) / Frequency (Hz)	230V, 50Hz	230-240V/ 50Hz
Plug	Schuko Plug	UK plug
EAN	8003437394171	4897068760955



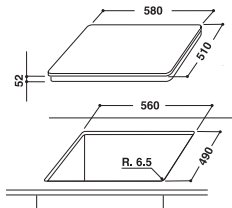
AMW 848/IXL



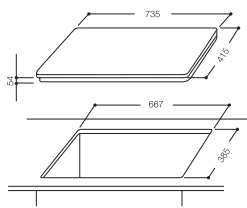
MWB 208 ST

TECHNICAL SPECIFICATIONS - ELECTRIC HOBS, GAS HOBS

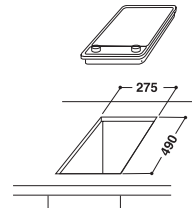
INDUCTION HOBS				
MODEL	ACM 808/BA	ACI7325/BLS	ACM 712/IX	AKC321C/BLSS
Type	60cm 4 Zone Induction	73cm 2 Zone Induction	30cm 2 Zone Induction	30cm 2 Zone Ceramic
Type of Control	Electronic Touch Control	Electronic Touch Control	Electronic Touch Control	Electronic Touch Control
No. of Cooking Zone	4	2	2	2
Total Power	7.2kW	3.4kW	3kW	2.9kW
Burner power	1.2kW x 1 1.8kW x 2 2.2kW x 1	2kW x 2	1.2kW x 1 1.8kW x 1	0.7kw-1.7kW x 1 (dual zone) 1.2kW x 1
Flexizone	Yes	-	-	-
Booster	Yes	-	Yes	Yes
Timer	Yes (99 min.)	Yes (180 min.)	Yes (99 min.)	Yes (99 min.)
Child Lock	Yes	Yes	Yes	Yes
Auto Safety Switch Off	Yes	Yes	Yes	-
Overheating Protector	Yes	Yes	Yes	Yes
Residual Heat Indicator	Yes	Yes	Yes	Yes
Plate On Indicator	Yes	-	Yes	Yes
Power Management	Yes	Yes	-	-
Pan Detector	Yes	Yes	Yes	-
Surface Material	Black Tempered Glass	Black Schott Glass	Black Tempered Glass with SS trim	Black Schott Glass
Product Dimension (WxHxD) mm	580 x 56 x 510	735 x 60 x 415	288 x 56 x 510	290 x 40 x 510
Cut Out Dimension (WxHxD) mm	560 x 30 x 490	667 x 52 x 385	275 x 52 x 490	272 x 100 x 490
Current	31.3 Amps	15 Amps	13 Amps	13 Amps
Voltage (V) / Frequency (Hz)	230V, 50/60Hz	220-240V, 50/60Hz	230V, 50/60Hz	220V, 50Hz
Plug	No plug	No Plug	No plug	UK Plug
EAN	8003437825859	4897068760467	8003437818264	4897068760917



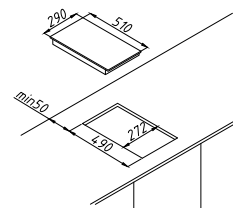
ACM 808/BA



ACI7325/BLS

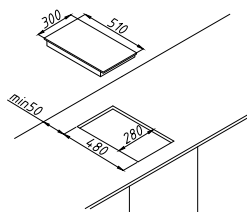


ACM 712/IX

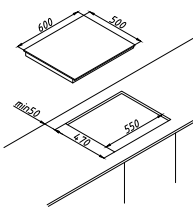


AKC321C/BLSS

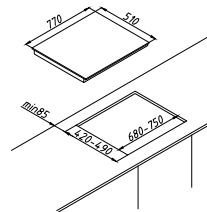
GAS HOBS			
MODEL	AKC320C/BLS-BT	AKC630/BLS-BT	AKC7330C/BLS-ET AKC7330C/BLS-BT
Type	2 Gas Burners Glass Hob	3 Gas Burners Glass Hob	3 Gas Burners Glass Hob
Width	30cm	60cm	77cm
Type of Control	Mechanical Knob	Mechanical Knob	Mechanical Knob
Type of Burner	Italian Sabaf Burner	Italian Sabaf Burner	Italian Sabaf Burner
Total Power	4.0kW	6.55kW	9.35kW
Burner Power	3.0kW x 1 1.0kW x 1	3.8kW x 1 1.75kW x 1 1.0kW x 1	3.8kW x 2 1.75kW x 1
Flame Failure Device	Yes	Yes	Yes
Pan Support	Yes	Yes	Yes
Cast Iron Wok Adaptor	Yes	Yes	Yes
Flexible Clip	-	-	Yes
Type of Gas	Default TG, Optional LPG	Default TG, Optional LPG	Default TG, Optional LPG
Ignition Type	Battery	Battery	Electric/ Battery
Surface Material	Tempered Glass	Tempered Glass	Tempered Glass
Surface Color	Black	Black	Black
Product Dimension (WxHxD)mm	300 x 40 x 510	600 x 40 x 500	770 x 40 x 510
Cut Out Dimension (WxHxD)mm	280 x 100 x 480	550 x 100 x 470	(680-750) x 100 x (420-490)
Voltage (V) / Frequency (Hz)	Battery DC1.5V	Battery DC1.5V	Battery DC1.5V
Plug	UK Plug	UK Plug	UK Plug
EAN	4897068760696	4897068760726	4897068761051 4897068760733



AKC320C/BLS-BT



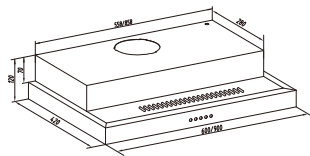
AKC630/BLS-BT



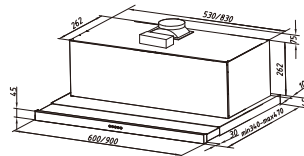
AKC7330C/BLS-ET, AKC7330C/BLS-BT

TECHNICAL SPECIFICATIONS - HOODS

HOODS				
MODEL	AKR628IXS	AKR928IXS	AKR615IXS	AKR915IXS
Type	Telescopic	Telescopic	Telescopic	Telescopic
Width	60cm	90cm	60cm	90cm
Air Flow (in extraction mode)	450m ³ /hr	450m ³ /hr	760m ³ /hr	760m ³ /hr
Type of Control	Mechanical Knob	Mechanical Knob	Electronic Switch	Electronic Switch
Number of Speed Setting	3	3	3	3
Number of Motors	2	2	1	1
Noise Air Extraction (dB)	56	56	56	56
Timer	No	No	No	No
Light	40W Incandescent Light x 1	40W Incandescent Light x 1	20W Halogen Light x 2	20W Halogen Light x 2
Grease Filter	3-layer Washable Aluminum Grease Filter	3-layer Washable Aluminum Grease Filter	3-layer Washable Aluminum Grease Filter	3-layer Washable Aluminum Grease Filter
Charcoal Filter	Yes	Yes	Yes	Yes
Installation	Recirculation	Recirculation	Duct-out or Recirculation	Duct-out or Recirculation
Product Dimension (WxHxD)mm	600 x 120 x 420	900 x 120 x 420	600 x (340-470) x 307	900 x (340-470) x 307
Voltage (V) / Frequency (Hz)	220-240V 50/60Hz	220-240V 50/60Hz	220-240V 50/60Hz	220-240V 50/60Hz
Plug	UK Plug	UK Plug	UK Plug	UK Plug
EAN code	4897068760924	4897068760931	4897068760856	4897068760863

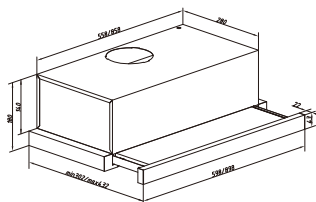


AKR628IXS, AKR928IXS

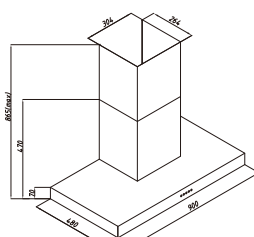


AKR615IXS, AKR915IXS

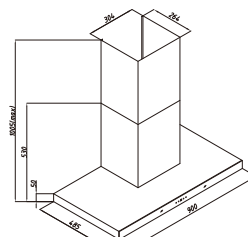
HOODS				
MODEL	AKR6152IXDS-C	AKR9152IXDS-C	AKR912IXS	AKR1912IXS
Type	Telescopic	Telescopic	T-box	T-box
Width	60cm	90cm	90cm	90cm
Air Flow (in extraction mode)	400m ³ /hr	400m ³ /hr	1000m ³ /hr	1000m ³ /hr
Type of Control	Mechanical Knob	Mechanical Knob	Electronic Switch	Sensor Touch
Number of Speed Setting	2	2	4	4
Number of Motors	2	2	1	1
Noise Air Extraction (dB)	56	56	56	56
Timer	No	No	Yes (15 min.)	Yes (15 min.)
Light	40W Incandescent Light x 1	40W Incandescent Light x 1	20W Halogen Light x 2	20W Halogen Light x 2
Grease Filter	3-layer Washable Aluminum Grease Filter	3-layer Washable Aluminum Grease Filter	3-layer Washable Aluminum Grease Filter	3-layer Washable Aluminum Grease Filter
Charcoal Filter	Yes	Yes	Yes	Yes
Installation	Recirculation	Recirculation	Duct-out or Recirculation	Duct-out or Recirculation
Product Dimension (WxHxD)mm	598 x 180 x (302-432)	898 x 180 x (302-432)	900 x (470 - 865) x 480	900 x (530-1005) x 485
Voltage (V) / Frequency (Hz)	220-240V 50/60Hz	220-240V 50/60Hz	220-240V 50/60Hz	220-240V 50/60Hz
Plug	UK Plug	UK Plug	UK Plug	UK Plug
EAN code	4897068760870	4897068760887	4897068760894	4897068760900



AKR6152IXDS-C, AKR9152IXDS-C



AKR912IXS



AKR1912IXS



DESIGNED TO DELIGHT™

www.whirlpool.com.sg

Customer Service Hotline: +65 6250 6888

