


**30cm Built-in 2-Zone Induction Hob**

Design	
Type	30cm Built-in Induction Hob
Cooking Zones	2
Color / Finish	Black Schott Glass
Control	Touch control
Location of Control Panel	Front
Product Weight	5.7kg
Product Dimension	W 284mm x H 54mm x D 510mm
Performance	
Functions	6th SENSE with 2 automatic functions: Melting / Boiling, 2 Induction Cooking Zones
Features	Power On Indicator, Timer, Residual Heat Indicator, Pan Detection, Control Panel Lock, Power Management, Acoustic Signal On/Off, Zero-gap Structure, Easy Installation
Power	3700W 9 levels + booster
Front Heating Element	145mm, 1200W (1600W)
Rear Heating Element	210mm, 2100W (3000W)
Technical Specification	
Energy Input	Electric
Power Voltage	220-240V, 50/60Hz
Current	16A
Power Management	2.5kW, 3.7kW
Length of Power Cord	120cm
Product Dimension	W 284mm x H 54mm x D 510mm
Packaging Dimensions	W 350mm x H 120mm x D 580mm
Gross Weight	6.1kg
Net Weight	5.7kg
Country of Origin	Italy



**Features & Benefits**

	<p><b>&lt;6TH SENSE Functions&gt;</b> Always achieve perfect results effortlessly, with 2 pre-set functions that can automatically set the heat level when selecting the cooking method.</p>
	<p><b>&lt;Induction Technology&gt;</b> Induction technology heats the pan, not the hob, reducing energy dispersion as well as achieving faster and energy-efficient cooking.</p>
	<p><b>&lt;Booster&gt;</b> Thanks to the Booster function which the cooking zones of the hob are equipped with, boiling times are significantly reduced.</p>
	<p><b>&lt;Easy Installation&gt;</b> The hob comes with a thinner platform, the zero-gap structure lays down directly on the worktop and with minimum worktop thickness.</p>
	<p><b>&lt;Control Panel Lock&gt;</b> Featuring a control panel lock system to prevent toddlers and children from accidentally using the hob.</p>

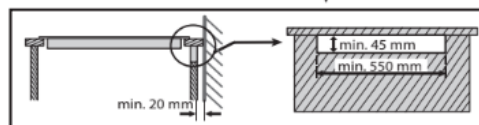
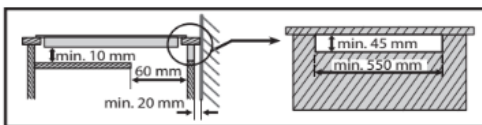
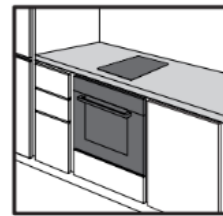
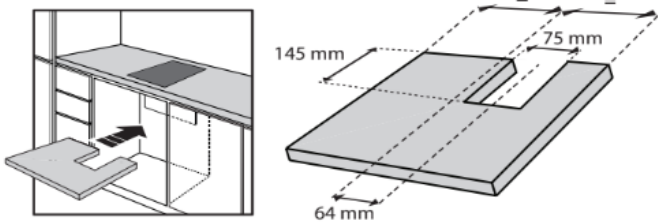
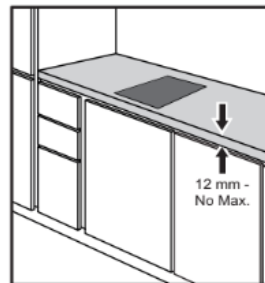
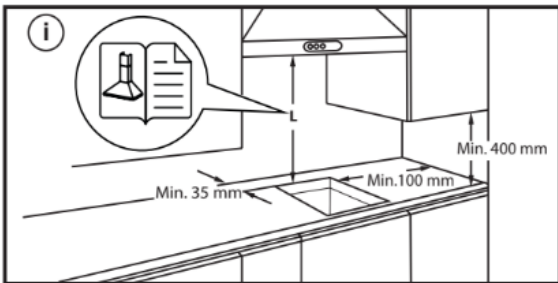
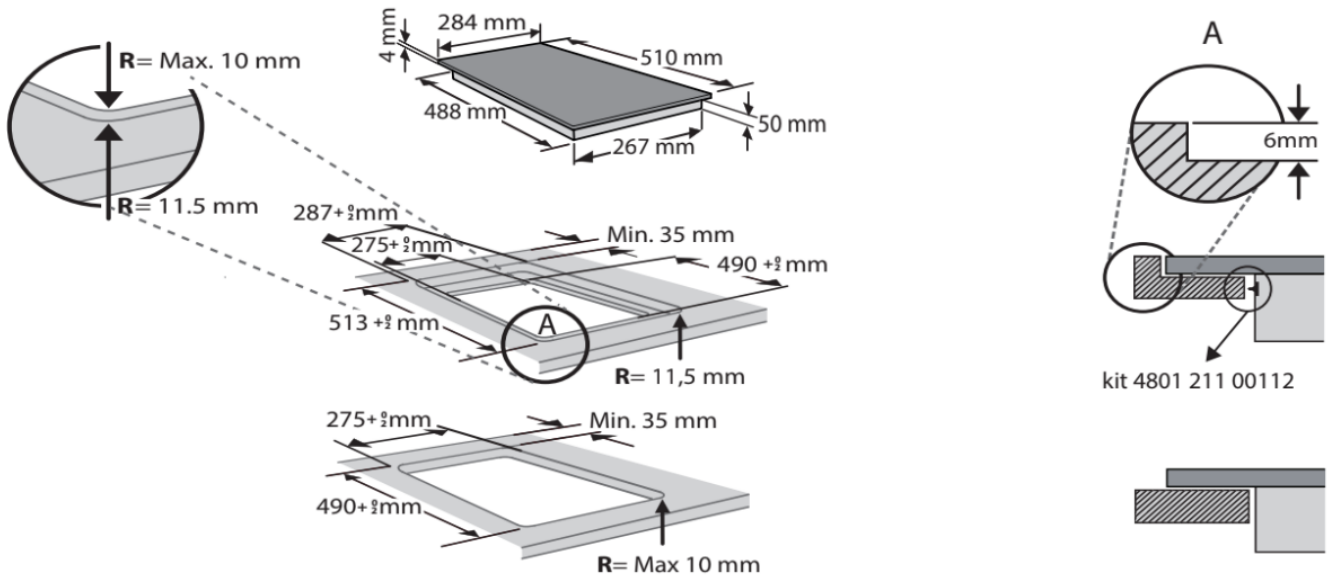
**Warranty**

2 years (exclude Commercial Use)

**30cm Built-in 2-Zone Induction Hob**

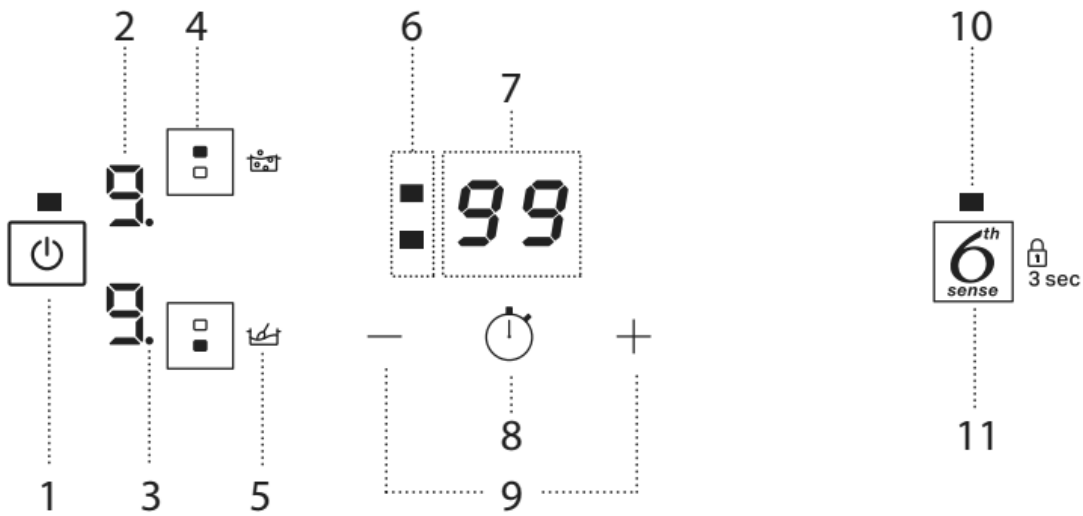
**Installation Information**

Product Dimensions	W 284mm x H 54mm x D 510mm
Cut Out Dimensions	As indicated in below illustration



30cm Built-in 2-Zone Induction Hob

Control Panel



- |  |   |   |
|--|---|---|
| <ul style="list-style-type: none"> <li><b>1.</b> On/Off button</li> <li><b>2.</b> Cooking level selected</li> <li><b>3.</b> Zone selection indicator</li> <li><b>4.</b> Cooking zone selection button</li> </ul> | <ul style="list-style-type: none"> <li><b>5.</b> Special function icon</li> <li><b>6.</b> Timer indicators active for the selected zone</li> <li><b>7.</b> Cooking time indicator</li> <li><b>8.</b> Timer activation button</li> </ul> | <ul style="list-style-type: none"> <li><b>9.</b> Power and cooking time adjustment buttons</li> <li><b>10.</b> Indicator light - function active</li> <li><b>11.</b> 6<sup>th</sup> Sense button/Key lock button - 3 seconds</li> </ul> |
|--|---|---|